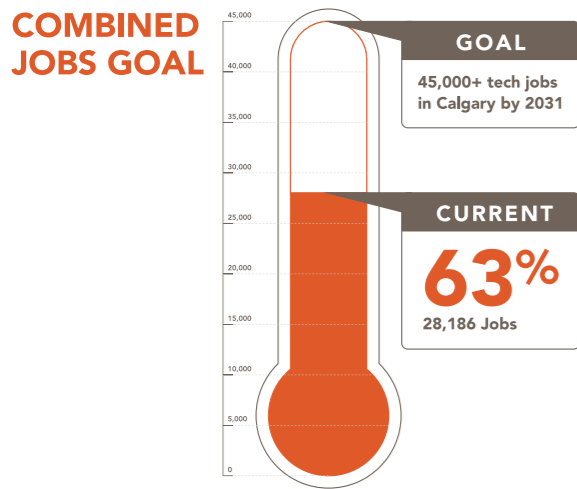


Technology is the future of every industry, and a strong tech sector should comprise 5% of GDP to indicate a growing, valuable, job-creating, and innovative economy.

Tech In Calgary has researched and created this document, showing the distribution of Calgary tech companies by number of employees. There are clear 10-year goals for each category of company size.

Tech In Calgary is a grassroots organization that endeavours to be as accurate as possible in our information gathering and reporting. We welcome your updates, suggestions, corrections, and ideas at: sonja@zncv.ca



TRACKING REPORT

Since January 2021, Tech In Calgary has been tracking tech companies. Here's where we are:

DATE	COMPANIES REMOVED	COMPANIES ADDED	START UP + CORE TECH TOTAL
Feb 14, 2021			721
Apr 14, 2021	-17	+112	816
Sept 20, 2021	-18	+66	864
Jan 19, 2022	-8	+56	912
April 19, 2022	-28	+81	965
Jan 20, 2023	-14	+76	1,027
May 30, 2024	-103	+140	1,064
May 16, 2025	-95	+200	1,169
May 16, 2026	-77	+189	1,281
TOTAL TRACKED	-360	+920	

Other sources for new tech companies in Calgary:
AEC 2023 Deal Flow Study: 1490 | Start Alberta: 1400+


Scan QR code for a PDF of the Tech In Calgary Goals




Calgary | 50-99 Employee Tech Companies



Calgary | 100-499 Employee Tech Companies



Calgary | 500+ Employee Tech Companies



Calgary | 1-4 Employee Tech Companies



Calgary | 5-49 Employee Tech Companies

